

**Un-Audited Financial Statements
of
FAS Finance & Investment Limited
For The 3rd Quarter Ended September 30, 2020**

FAS Finance & Investment Limited
Consolidated Balance Sheet
As at September 30, 2020


Particulars	Amount in Taka	
	Un-audited 30-Sep-2020	Audited 31-Dec-2019
PROPERTY AND ASSETS		
Cash	486,364	17,260,113
In hand (including foreign currencies)	99,055	128,401
Balance with Bangladesh Bank and its agent bank(s) (including foreign currencies)	387,309	17,131,712
Balance with other banks and financial institutions	1,049,564,793	1,035,566,056
In Bangladesh	1,049,564,793	1,035,566,056
Outside Bangladesh	-	-
Money at call and on short notice	-	-
Investments	61,062,865	102,829,230
Government	-	-
Others	61,062,865	102,829,230
Loans, advances and leases	19,271,893,148	17,962,063,855
Loans, cash credits, overdrafts, and leases etc.	19,271,893,148	17,962,063,855
Bills purchased and discounted	-	-
Fixed assets including premises, furniture and fixtures	396,028,641	421,297,977
Other assets	583,743,967	545,376,761
Non-Financial Institution's assets	44,665,893	44,665,893
Total Assets	21,407,445,671	20,129,059,885
LIABILITIES AND CAPITAL		
Liabilities		
Borrowings from other banks, financial institutions, and agents	7,577,060,115	7,149,671,046
Deposits and other accounts	8,534,295,756	8,399,142,519
Current deposits and other accounts	-	-
Bills payable	-	-
Savings bank deposits	-	-
Fixed deposits	8,529,594,756	8,393,854,519
Bearer certificates of deposit	-	-
Other deposits	4,701,000	5,288,000
Others liabilities	6,278,590,604	4,286,750,360
Total Liabilities	22,389,946,475	19,835,563,925
Capital/Shareholders' Equity	(985,476,768)	287,931,533
Paid-up capital	1,490,773,640	1,490,773,640
Statutory reserve	205,579,082	205,579,082
Other reserve	315,000	315,000
Revaluation reserve	159,004,857	162,047,765
Retained earnings	(2,841,149,347)	(1,570,783,954)
Non-controlling interest	2,975,964	5,564,427
Total Liabilities and Shareholders' Equity	21,407,445,671	20,129,059,885
Net asset value per share (Last year restated)	(6.61)	1.93





Particulars	Amount in Taka	
	Un-audited	Audited
	30-Sep-2020	31-Dec-2019
OFF-BALANCE SHEET ITEMS		
Contingent Liabilities	-	-
Acceptances and endorsements	-	-
Letters of guarantee	-	-
Irrevocable letters of credit	-	-
Bills for collection	-	-
Other contingent liabilities	-	-
Other commitments	120,000,000	639,057,691
Documentary credits and short term trade-related transactions	-	-
Forward assets purchased and forward deposits placed	-	-
Undrawn note issuance and revolving underwriting facilities	-	-
Undrawn formal standby facilities, credit lines and other commitments	120,000,000	639,057,691
Total	120,000,000	639,057,691


Md. Zahangir Alam
Chairman


Md. Abul Shahjahan
Director


Prithish Kumar Sarker
Managing Director & CEO



Zahid Mahmud
Company Secretary



A.K.M. Shamsher Ali
Manager & CFO (CC)




FAS Finance & Investment Limited
Consolidated Profit and Loss Account
For the period from 01 January-2020 to 30 September-2020


Particulars	Amount in Taka			
	Un-audited			
	01-Jan-2020 to 30-Sep-2020	01-Jan-2019 to 30-Sep-2019	01-July-2020 to 30-Sep-2020	01-July-2019 to 30-Sep-2019
OPERATING INCOME				
Interest income	179,467,924	1,459,897,347	116,581,142	460,854,767
Less: Interest paid on deposits and borrowings, etc.	1,375,217,670	1,249,130,010	492,791,165	415,755,298
Net interest income	(1,195,749,746)	210,767,337	(376,210,023)	45,099,469
Investment income	16,452,911	(45,767,687)	7,450,828	(13,606,283)
Commission, exchange and brokerage	-	157,500	-	-
Other operating income	1,775,449	43,255,362	1,329,345	41,349,230
	18,228,360	(2,354,825)	8,780,173	27,742,947
Total operating income (a)	(1,177,521,386)	208,412,512	(367,429,850)	72,842,416
OPERATING EXPENSES				
Salary and allowances	54,998,701	54,211,051	18,362,839	18,769,104
Rent, taxes, insurance, electricity, etc.	2,270,692	21,158,928	1,584,027	7,541,254
Legal expenses	23,000	212,422	-	17,250
Postage, stamps, telecommunication, etc.	977,441	1,352,364	514,072	418,760
Stationery, printings, advertisements, etc.	496,832	2,780,023	138,546	827,298
Chief executive's salary & fees	4,325,000	4,325,000	1,525,000	1,525,000
Directors' fees	286,200	586,500	166,600	213,900
Auditors' fees	129,375	140,875	43,125	54,625
Depreciation and repairs of FI's assets	26,308,726	13,870,437	8,783,721	4,684,132
Other expenses	8,170,609	10,192,701	3,653,568	2,613,636
Total operating expenses (b)	97,986,576	108,830,301	34,771,498	36,664,959
Profit before provision (c=a-b)	(1,275,507,962)	99,582,211	(402,201,348)	36,177,457
Provision against loans, advances and leases	535,798	88,949,379	189,927	33,083,416
Provision for diminution in value of investments	(4,653,158)	(26,543,507)	(9,860,863)	(815,521)
Other provisions	-	-	-	-
Total provision (d)	(4,117,360)	62,405,872	(9,670,936)	32,267,895
Profit before taxation (c-d)	(1,271,390,602)	37,176,339	(392,530,412)	3,909,562
Provision for taxation	4,606,162	14,325,783	4,780,171	1,879,262
Current tax	2,323,465	14,921,504	758,224	2,673,079
Deferred tax	2,282,697	(595,721)	4,021,947	(793,817)
Net profit after taxation	(1,275,996,764)	22,850,556	(397,310,583)	2,030,300
Attributable:	(1,275,996,764)	22,850,556	(397,310,583)	2,030,300
Shareholders of the company	(1,273,408,301)	22,932,698	(396,585,857)	2,129,405
Non-controlling interest	(2,588,463)	(82,142)	(724,725)	(99,105)
Appropriations	-	5,156,838	-	1,113,948
Statutory reserve	-	5,156,838	-	1,113,948
General reserve	-	-	-	-
Dividend, etc.	-	-	-	-
Retained surplus	(1,273,408,301)	17,775,860	(396,585,857)	1,015,457
Earnings per share-EPS (Last year restated)	(8.54)	0.15	(2.66)	0.01


Md. Zahangir Alam
Chairman


Md. Abul Shahjahan
Director


Prithish Kumar Sarker
Managing Director & CEO


Zahid Mahmud
Company Secretary


A.K.M. Shamsher Ali
Manager & CFO (CC)




FAS Finance & Investment Limited
Consolidated Cash Flow Statement
For the period from 01 January-2020 to 30 September-2020

Particulars	Amount in Taka	
	Un-audited	Un-audited
	30-Sep-2020	30-Sep-2019
Cash flows from operating activities		
Interest receipts	212,187,634	1,587,896,195
Interest payments	(117,729,321)	(896,667,186)
Dividend receipts	1,597,014	6,107,817
Fee and commission receipts	-	157,500
Recoveries on loans previously written off	1,390,645	-
Payments to employees	(48,698,717)	(53,388,830)
Income taxes paid	(5,041,239)	(10,070,680)
Receipts from other operating activities	13,321,301	(10,025,355)
payment for other operating activities	(5,798,832)	(30,272,333)
Operating profit before changes in operating assets & liabilities	51,228,485	593,737,128
Increase/decrease in operating assets and liabilities		
Loans, advances and leases to customers	(604,000)	(2,271,904,971)
Other assets	277,388	2,577,397
Deposit from other FI's	(500,000)	901,444,627
Deposit from customers	(71,856,996)	(290,800,898)
Other liabilities to customer	16,335,583	(6,657,289)
Trading liabilities (short-term borrowing)	-	(340,481,138)
Other liabilities	1,549,164	(847,903)
	(54,798,861)	(2,006,670,175)
Net cash from/(used in) operating activities (a)	(3,570,376)	(1,412,933,047)
Cash flows from investing activities		
Purchase/sale of trading securities, shares, bonds, etc.	43,457,407	170,835,417
Purchase/sale of property, plant and equipment	(967,775)	214,596
Net cash used in investing activities (b)	42,489,632	171,050,013
Cash flows from financing activities		
Increase/(decrease) of long-term borrowings	(41,694,268)	146,266,856
Dividend paid	-	-
Net cash flow from financing activities (c)	(41,694,268)	146,266,856
Net increase/(decrease) in cash (a+b+c)	(2,775,012)	(1,095,616,178)
Effects of exchange rate changes on cash and cash equivalents		
Cash and cash equivalents at beginning of the period	1,052,826,169	2,133,305,090
Cash and cash equivalents at end of the period*	1,050,051,157	1,037,688,912
*Cash and cash equivalents at end of the period		
Cash in hand and balance with Bangladesh Bank	486,364	329,617
Balance with other banks	1,049,564,793	1,037,359,295
Money at call and short notice	-	-
Treasury bills	-	-
Prize bond	-	-
	1,050,051,157	1,037,688,912


Net operating cash flow per share-NOCFPS (Last year restated)


(0.02)


(9.48)


Md. Zahangir Alam
Chairman


Md. Abul Shahjahan
Director


Pritish Kumar Sarker
Managing Director & CEO


Zahid Mahmud
Company Secretary


A.K.M. Shamsheer Ali
Manager & CFO (CC)



FAS Finance & Investment Limited
Consolidated Statement of Changes in Shareholders' Equity (Un-audited)
For the period from 01 January-2020 to 30 September-2020

Particulars	Amount in Taka				
	Paid-up capital	Statutory reserve	Revaluation reserve	Other reserve	Retained earnings
Balance as at 01 January 2020	1,490,773,640	205,579,082	162,047,765	315,000	(1,570,783,954)
Effects of changes in accounting policy	-	-	-	-	-
Restated Balance	1,490,773,640	205,579,082	162,047,765	315,000	(1,570,783,954)
Surplus/deficit on account of revaluation of properties	-	-	-	-	-
Surplus/deficit on account of revaluation of investments	-	-	-	-	-
Currency translation differences	-	-	-	-	-
Net gains and losses not recognized in the Profit and Loss Account	-	-	-	-	-
Net profit after taxation for the period	-	-	-	-	(1,273,408,301)
Transfer to statutory reserve	-	-	-	-	-
Dividend	-	-	-	-	-
Transfer of depreciation charged to Profit and Loss account	-	-	(3,042,908)	-	3,042,908
Issue of share capital	-	-	-	-	-
Balance as at 30 September 2020	1,490,773,640	205,579,082	159,004,857	315,000	(2,841,149,347)
					(985,476,768)

For the period from 01 January-2019 to 30 September-2019

Particulars	Amount in Taka				
	Paid-up capital	Statutory reserve	Revaluation reserve	Other reserve	Retained earnings
Balance as at 01 January 2019	1,419,784,420	205,579,082	166,318,514	315,000	4,457,231
Effects of changes in accounting policy	-	-	-	-	-
Restated Balance	1,419,784,420	205,579,082	166,318,514	315,000	4,457,231
Surplus/deficit on account of revaluation of properties	-	-	-	-	-
Surplus/deficit on account of revaluation of investments	-	-	-	-	-
Currency translation differences	-	-	-	-	-
Net gains and losses not recognized in the Profit and Loss Account	-	-	-	-	-
Net profit after taxation for the period	-	-	-	-	22,932,698
Transfer to statutory reserve	-	5,156,838	-	-	(5,156,838)
Stock dividend-2018	70,989,220	-	-	-	(70,989,220)
Transfer of depreciation charged to Profit and Loss account	-	-	(3,203,061)	-	3,203,061
Issue of share capital	-	-	-	-	-
Balance as at 30 September 2019	1,490,773,640	210,735,920	163,115,453	315,000	(45,553,068)
					1,819,386,945

Md. Zahangir Alam
Chairman

Md. Abul Shahjahan
Director

Prithvi Kumar Sarker
Managing Director & CEO

Zahid Mahmud
Company Secretary

A.K.M. Shamsher Ali
Manager & CFO (CC)




FAS Finance & Investment Limited
Balance Sheet
As at September 30, 2020

Particulars	Amount in Taka	
	Un-audited	Audited
	30-Sep-2020	31-Dec-2019
PROPERTY AND ASSETS		
Cash	441,633	17,179,374
In hand (including foreign currencies)	54,324	47,662
Balance with Bangladesh Bank and its agent bank(s) (including foreign currencies)	387,309	17,131,712
Balance with other banks and financial institutions	1,041,353,243	1,034,657,920
In Bangladesh	1,041,353,243	1,034,657,920
Outside Bangladesh	-	-
Money at call and on short notice	-	-
Investments	14,432,507	66,330,074
Government	-	-
Others	14,432,507	66,330,074
Loans, advances and leases	19,208,762,818	17,928,103,014
Loans, cash credits, overdrafts, and leases etc.	19,208,762,818	17,928,103,014
Bills purchased and discounted	-	-
Fixed assets including premises, furniture and fixtures	382,942,272	406,148,859
Other assets	815,680,196	773,154,125
Non-Financial Institution's assets	44,665,893	44,665,893
Total Assets	21,508,278,562	20,270,239,259
LIABILITIES AND CAPITAL		
Liabilities		
Borrowings from other banks, financial institutions, and agents	7,182,741,119	6,754,352,050
Deposits and other accounts	9,043,295,756	8,949,142,519
Current deposits and other accounts	-	-
Bills payable	-	-
Savings bank deposits	-	-
Fixed deposits	9,038,594,756	8,943,854,519
Bearer certificates of deposit	-	-
Other deposits	4,701,000	5,288,000
Others liabilities	6,128,026,976	4,228,978,322
Total Liabilities	22,354,063,851	19,932,472,891
Capital/Shareholders' Equity	(845,785,289)	337,766,368
Paid-up capital	1,490,773,640	1,490,773,640
Statutory reserve	205,579,082	205,579,082
Other reserve	315,000	315,000
Revaluation reserve	159,004,857	162,047,765
Retained earnings	(2,701,457,868)	(1,520,949,119)
Total Liabilities and Shareholders' Equity	21,508,278,562	20,270,239,259
Net asset value per share (Last year restated)	(5.67)	2.27





Particulars	Amount in Taka	
	Un-audited	Audited
	30-Sep-2020	31-Dec-2019
OFF-BALANCE SHEET ITEMS		
Contingent Liabilities	-	-
Acceptances and endorsements	-	-
Letters of guarantee	-	-
Irrevocable letters of credit	-	-
Bills for collection	-	-
Other contingent liabilities	-	-
Other commitments	120,000,000	639,057,691
Documentary credits and short term trade-related transactions	-	-
Forward assets purchased and forward deposits placed	-	-
Undrawn note issuance and revolving underwriting facilities	-	-
Undrawn formal standby facilities, credit lines and other commitments	120,000,000	639,057,691
Total	120,000,000	639,057,691


Md. Zahangir Alam
Chairman


Md. Abul Shahjahan
Director


Pritish Kumar Sarker
Managing Director & CEO



Zahid Mahmud
Company Secretary



A.K.M. Shamsher Ali
Manager & CFO (CC)



FAS Finance & Investment Limited
Profit and Loss Account
For the period from 01 January-2020 to 30 September-2020


Particulars	Amount in Taka			
	Un-audited			
	01-Jan-2020 to 30-Sep-2020	01-Jan-2019 to 30-Sep-2019	01-July-2020 to 30-Sep-2020	01-July-2019 to 30-Sep-2019
OPERATING INCOME				
Interest income	273,643,486	1,485,728,147	148,495,074	496,835,566
Less: Interest paid on deposits and borrowings, etc.	1,374,921,254	1,256,932,286	489,487,647	422,179,603
Net interest income	(1,101,277,768)	228,795,861	(340,992,573)	74,655,963
Investment income	13,918,225	(28,148,972)	4,263,632	(2,479,025)
Commission, exchange and brokerage	-	-	-	-
Other operating income	1,165,902	1,580,624	1,165,467	708,549
	15,084,127	(26,568,348)	5,429,099	(1,770,476)
Total operating income (a)	(1,086,193,641)	202,227,513	(335,563,474)	72,885,487
OPERATING EXPENSES				
Salary and allowances	51,113,203	48,625,447	16,837,077	16,808,814
Rent, taxes, insurance, electricity, etc.	2,076,480	17,648,765	1,548,338	6,383,155
Legal expenses	23,000	195,172	-	-
Postage, stamps, telecommunication, etc.	837,860	1,143,963	441,847	354,562
Stationery, printings, advertisements, etc.	484,487	2,738,981	129,156	816,054
Chief executive's salary & fees	4,325,000	4,325,000	1,525,000	1,525,000
Directors' fees	244,800	524,400	125,200	193,200
Auditors' fees	129,375	129,375	43,125	43,125
Depreciation and repairs of FI's assets	24,121,553	11,662,416	8,049,178	3,892,925
Other expenses	7,708,622	9,029,517	3,585,839	2,143,764
Total operating expenses (b)	91,064,380	96,023,036	32,284,760	32,160,599
Profit before provision (c=a-b)	(1,177,258,021)	106,204,477	(367,848,234)	40,724,888
Provision against loans, advances and leases	535,798	88,949,379	189,927	33,083,416
Provision for diminution in value of investments	1,972,319	(22,054,909)	(1,169,934)	-
Other provisions	-	-	-	-
Total provision (d)	2,508,117	66,894,470	(980,007)	33,083,416
Profit before taxation (c-d)	(1,179,766,138)	39,310,007	(366,868,227)	7,641,472
Provision for taxation	3,785,519	13,525,818	4,559,310	2,071,735
Current tax	1,502,822	14,121,539	537,363	2,865,552
Deferred tax	2,282,697	(595,721)	4,021,947	(793,817)
Net profit after taxation	(1,183,551,657)	25,784,189	(371,427,537)	5,569,737
Appropriations	-	5,156,838	-	1,113,948
Statutory reserve	-	5,156,838	-	1,113,948
General reserve	-	-	-	-
Dividend, etc.	-	-	-	-
Retained surplus	(1,183,551,657)	20,627,351	(371,427,537)	4,455,789
Earnings per share-EPS (Last year restated)	(7.94)	0.17	(2.49)	0.04


Md. Zahangir Alam
Chairman


Md. Abul Shahjahan
Director


Pritish Kumar Sarker
Managing Director & CEO


Zahid Mahmud
Company Secretary


A.K.M. Shamsheer Ali
Manager & CFO (CC)




FAS Finance & Investment Limited
Cash Flow Statement
For the period from 01 January-2020 to 30 September-2020

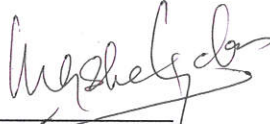
Particulars	Amount in Taka	
	Un-audited	Un-audited
	30-Sep-2020	30-Sep-2019
Cash flows from operating activities		
Interest receipts	245,863,041	1,540,753,314
Interest payments	(124,788,531)	(845,338,670)
Dividend receipts	1,128,374	3,659,120
Fee and commission receipts	-	-
Recoveries on loans previously written off	1,390,645	-
Payments to employees	(45,162,128)	(47,803,226)
Income taxes paid	(4,220,596)	(8,812,580)
Receipts from other operating activities	10,643,568	(32,653,864)
Payment for other operating activities	(4,907,018)	(26,526,797)
Operating profit before changes in operating assets & liabilities	79,947,355	583,277,297
Increase/decrease in operating assets and liabilities		
Loans, advances and leases to customers	(604,000)	(2,240,432,342)
Other assets	-	2,198,184
Deposit from other FI's	(500,000)	901,444,627
Deposit from customers	(112,856,996)	(285,800,898)
Other liabilities to customer	16,335,583	(6,657,289)
Trading liabilities (short-term borrowing)	-	(310,481,138)
Other liabilities	(200,000)	-
	(97,825,413)	(1,939,728,856)
Net cash from/(used in) operating activities (a)	(17,878,058)	(1,356,451,559)
Cash flows from investing activities		
Purchase/sale of trading securities, shares, bonds, etc.	48,437,139	63,542,181
Purchase/sale of property, plant and equipment	(967,775)	214,596
Net cash used in investing activities (b)	47,469,364	63,756,777
Cash flows from financing activities		
Increase/(decrease) of long-term borrowings	(39,633,724)	197,621,181
Dividend paid	-	-
Net cash flow from financing activities (c)	(39,633,724)	197,621,181
Net increase/(decrease) in cash (a+b+c)	(10,042,418)	(1,095,073,601)
Effects of exchange rate changes on cash and cash equivalents		
Cash and cash equivalents at beginning of the period	1,051,837,294	2,129,788,611
Cash and cash equivalents at end of the period*	1,041,794,876	1,034,715,010
*Cash and cash equivalents at end of the period		
Cash in hand and balance with Bangladesh Bank	441,633	97,234
Balance with other banks	1,041,353,243	1,034,617,776
Money at call and short notice	-	-
Treasury bills	-	-
Prize bond	-	-
	1,041,794,876	1,034,715,010

Net operating cash flow per share-NOCFPS (Last year restated)

(0.12)


(9.10)


Md. Zahangir Alam
Chairman


Md. Abul Shahjahan
Director


Prithish Kumar Sarker
Managing Director & CEO


Zahid Mahmud
Company Secretary


A.K.M. Shamsher Ali
Manager & CFO (CC)



FAS Finance & Investment Limited
Statement of Changes in Shareholders' Equity (Un-audited)
For the period from 01 January-2020 to 30 September-2020

Particulars	Amount in Taka					
	Paid-up capital	Statutory reserve	Revaluation reserve	Other reserve	Retained earnings	Total
Balance as at 01 January 2020	1,490,773,640	205,579,082	162,047,765	315,000	(1,520,949,119)	337,766,368
Effects of changes in accounting policy	-	-	-	-	-	-
Restated Balance	1,490,773,640	205,579,082	162,047,765	315,000	(1,520,949,119)	337,766,368
Surplus/deficit on account of revaluation of properties	-	-	-	-	-	-
Surplus/deficit on account of revaluation of investments	-	-	-	-	-	-
Currency translation differences	-	-	-	-	-	-
Net gains and losses not recognized in the Profit and Loss Account	-	-	-	-	-	-
Net profit after taxation for the period	-	-	-	-	(1,183,551,657)	(1,183,551,657)
Transfer to statutory reserve	-	-	-	-	-	-
Dividend	-	-	-	-	-	-
Transfer of depreciation charged to Profit and Loss account	-	-	(3,042,908)	-	3,042,908	-
Issue of share capital	-	-	-	-	-	-
Balance as at 30 September 2020	1,490,773,640	205,579,082	159,004,857	315,000	(2,701,457,868)	(845,785,289)

For the period from 01 January-2019 to 30 September-2019


Particulars	Amount in Taka					
	Paid-up capital	Statutory reserve	Revaluation reserve	Other reserve	Retained earnings	Total
Balance as at 01 January 2019	1,419,784,420	205,579,082	166,318,514	315,000	10,500,795	1,802,497,811
Effects of changes in accounting policy	-	-	-	-	-	-
Restated Balance	1,419,784,420	205,579,082	166,318,514	315,000	10,500,795	1,802,497,811
Surplus/deficit on account of revaluation of properties	-	-	-	-	-	-
Surplus/deficit on account of revaluation of investments	-	-	-	-	-	-
Currency translation differences	-	-	-	-	-	-
Net gains and losses not recognized in the Profit and Loss Account	-	-	-	-	-	-
Net profit after taxation for the period	-	-	-	-	-	-
Transfer to statutory reserve	-	5,156,838	-	-	25,784,189	25,784,189
Stock dividend-2018	70,989,220	-	-	-	(5,156,838)	-
Transfer of depreciation charged to Profit and Loss account	-	-	(3,203,061)	-	(70,989,220)	-
Issue of share capital	-	-	-	-	3,203,061	-
Balance as at 30 September 2019	1,490,773,640	210,735,920	163,115,453	315,000	(36,658,013)	1,828,282,000


Md. Zahangir Alam
Chairman


Md. Abul Shahjahan
Director


Prithish Kumar Sarker
Managing Director & CEO


Zahid Mahmud
Company Secretary


A.K.M. Shamsheer Ali
Manager & CFO (CC)



FAS Finance & Investment Limited
Explanatory notes to the accounts
As at and for the period ended 30 September, 2020

1. Basis of preparation

These third quarterly financial statements are being prepared in accordance with the requirements of International Accounting Standard (IAS-34) 'interim Financial Reporting', Securities and Exchange Rules 1987, Regulations issued by Bangladesh Bank and other applicable laws and regulations.

2. Significant accountings policies

The Accounting policies and method of computation adopted for the preparation of these interim financial statements are the same as those applied in preparation of annual financial statements for the year ended 31 December 2019.

3. Consolidation of operations of subsidiaries

The Consolidated Financial Statements include the Financial Statements of FAS Finance and Investment Ltd. and its Subsidiary, FAS Capital Management Ltd. made up to end of the reporting period. The consolidated Financial Statements have been prepared in accordance with International Financial Reporting Standards (IFRS)-10: Consolidated Financial Statements. The Consolidated Financial Statements are prepared to a common reporting period ended 30 September 2020.

4. Earnings per Share (EPS)

Earnings per share (EPS) is calculated by dividing the profit or loss attributable to ordinary shareholders of the FAS Finance & Investment Limited by the weighted average number of ordinary shares outstanding during the period. FAS Finance & Investment Limited has been calculated EPS in accordance with International Accounting Standard (IAS-33) "Earning per share" which has been shown in the profit and loss account.

5. Revaluation reserve

Revaluation reserve arises from the revaluation of property, plant and equipment, when the market price of property, plant and equipment increased significantly from the carrying value. When an asset's carrying amount is increased as a result of revaluation, the increase amount should be credited directly to equity under the heading of revaluation surplus/reserve as per IAS-16 "Property, Plant and Equipment". The Company revalued its land and building during the year 2010 and there arises revaluation surplus of Tk. 313,888,244. The revaluation was done by G.K. Adjusters Ltd.

6. Provision for current tax

Income tax provision has been made as per Income Tax Ordinance 1984 and as amended for the time being.

Amount in Taka

Particulars	FAS Finance & Investment Limited	FAS Capital Management Limited	Consolidated
Opening Balance as on 01-01-2020	444,364,457	3,985,676	448,350,133
Add: Provision during the period	1,502,822	820,643	2,323,465
Less: Adjustment during the period	-	-	-
Balance as on 30-09-2020	445,867,279	4,806,319	450,673,598



7. Deferred taxation

Deferred tax has been calculated based on deductible/taxable temporary difference arising due to difference in the carrying amount of the assets and its tax base in accordance with the provision of International Accounting Standard (IAS) 12: "Income Taxes".

Amount in Taka

Deferred tax liability is arrived at as follows:

Particulars	Carrying amount at Accounting base	Carrying amount at Tax base	(Taxable)/deductible temporary difference	Tax Rate	Deferred tax (Liability)/Assets
	Taka	Taka	Taka		Taka
Assets:					
Fixed assets net off depreciation as on September 30, 2020 (Excluding revaluation reserve)	81,648,964	55,494,071	(26,154,893)	37.50%	(9,808,085)
Right of Use Assets	15,377,101	21,113,350	5,736,249	37.50%	2,151,093
Revalued amount of Building	124,962,100		(124,962,100)	37.50%	(46,860,787)
Base amount of Land	86,527,860		(86,527,860)	4.00%	(3,461,114)
					(57,978,893)
Liabilities:					
Employee gratuity as on September 30, 2020	4,980,343	-	(4,980,343)	37.50%	(1,867,629)
Employee provident fund as on September 30, 2020	6,501,392		(6,501,392)	37.50%	(2,438,022)
					(4,305,651)
Total: Deferred tax liability as on 30 September, 2020					(62,284,544)
Deferred tax liability as on December 31, 2019					(60,001,847)
Deferred tax (expenses)/ income accounted for during the period					(2,282,697)

8. Non-controlling Interest

Minority interest is the equity in a subsidiary not attributable, directly or indirectly, to parent. As per IFRS-10 'Consolidated Financial Statements' company presents Non-controlling Interest (NCI) separately in Financial Statements.

9. Provision on lease, house loan and term finance

As per FID circular No. 08, dated 03 August 2002, FID circular No. 03, dated 03 May 2006 and FID circular No. 03, dated 29 April 2013, a general provision at 0.25% to 5% under different categories of unclassified loans good/standard loans and Special Mentioned Account (SMA)) has to be maintained irrespective of objective evidence of impairment on lease, loans and advances. Also provision for sub-standard investments, doubtful investments and bad/loss has to be provided at 20%, 50% and 100% respectively for investments depending on the duration of overdue.

Amount in Taka

Particulars	FAS Finance & Investment Limited	FAS Capital Management Limited	Consolidated
Opening Balance as on 01-01-2020	1,345,973,502	89,668,773	1,435,642,275
Add: Provision during the period	535,798	-	535,798
Less: Adjustment during the period	-	-	-
Balance as on 30-09-2020	1,346,509,300	89,668,773	1,436,178,073



Note/Discloser:

Bangladesh Bank vide letter#DFIM(C)/1054/10/2020 date November 12, 2020 has provided NOC for deferral for transfer of interest income for Tk. 140.35 crore to interest suspense account in equal annual installments starting from 2019. At the same time they also provided NOC for deferral of shortfall of provision for Tk. 399.96 crore with the condition that Tk. 20.00 crore to be maintained in 2019 and rest 379.96 crore to be maintained in equal annual installments starting from 2020. Accordingly, the instruction has since been complied for the year 2019. The deferral for transfer interest income & shortfall provision amount for the year 2020 to be kept 4th quarter end financial statements.

10. Provision for diminution in value of investment in shares and bonds

Provision has been made for diminution in value of investment in shares and bonds.

Amount in Taka

Particulars	FAS Finance & Investment Limited	FAS Capital Management Limited	Consolidated
Opening Balance as on 01-01-2020	-	16,535,638	16,535,638
Add: Provision during the period	1,972,319	(6,625,477)	(4,653,158)
Less: Adjustment during the period	-	-	-
Balance as on 30-09-2020	1,972,319	9,910,161	11,882,480

11. Interest suspense account

In compliance with Bangladesh Bank FID Circular No. 08, dated 03 August 2002, FID Circular No. 11, dated 31 October 2005, and FID Circular No. 06, dated 20 August 2006, interests on leases, loans and advances overdue beyond three months' year (in case of loan duration is within 5 years) and overdue beyond six months' year (in case of loan duration is more than 5 years) are not recognized as revenue and credited to interest suspense account. Interests on mortgage finance overdue beyond nine months are not recognized as revenue and credited to interest suspense account.

12. Significant deviation in financial results**12.a) Earnings per Share (EPS)**

Earnings per Share (EPS) have been decreased as compare to the same period of last year mainly due to increase of non-performing loan.

12.b) Net asset value per share-NAV

Net asset value per share-NAV has been decreased as compare to the last year mainly due to increase of non-performing loan

13. Earnings per share-EPS

Net profit after tax
Number of shares outstanding
Earnings per share-EPS (Last year restated)

Amount in Taka	
for the period ended	
30-Sep-2020	30-Sep-2019
(1,183,551,657)	25,784,189
149,077,364	149,077,364
(7.94)	0.17

13.a Consolidated earnings per share-EPS

Net profit after tax (excluding minority interest)
Number of shares outstanding
Earnings per share-EPS (Last year restated)

(1,273,408,301)	22,932,698
149,077,364	149,077,364
(8.54)	0.15



14. Net operating cash flow per share-NOCFPS

Net cash from operating activities

Number of shares outstanding

Net operating cash flow per share-NOCFPS (Last year restated)

Amount in Taka	
for the period ended	
30-Sep-2020	30-Sep-2019
(17,878,058)	(1,356,451,559)
149,077,364	149,077,364
(0.12)	(9.10)

14.a Consolidated Net operating cash flow per share-NOCFPS

Net cash from operating activities

Number of shares outstanding

Net operating cash flow per share-NOCFPS (Last year restated)

(3,570,376)	(1,412,933,047)
149,077,364	149,077,364
(0.02)	(9.48)

15. Net asset value per share-NAV

Total shareholders' equity

Number of shares outstanding

Net asset value per share-NAV (Last year restated)

Amount in Taka	
As at	
30-Sep-2020	30-Sep-2019
(845,785,289)	337,766,368
149,077,364	149,077,364
(5.67)	2.27

15.a Consolidated net asset value per share-NAV

Total shareholders' equity

Number of shares outstanding

Net asset value per share-NAV (Last year restated)

(985,476,768)	287,931,533
149,077,364	149,077,364
(6.61)	1.93

16. General

The third quarterly financial statements for the period ended 30 September, 2020 are un-audited. The comparative figures have been re-stated and re-arranged whenever considered necessary to ensure comparability with the Current financial statements. Figures are rounded-off to the nearest integer.



FAS Finance & Investment Limited
Reconciliation of Net Profit with Cash Flows from Operating Activities

Annexure-A

Amount in Taka	
Un-audited	Un-audited
30-Sep-2020	30-Sep-2019

Net profit after tax (1,183,551,657) 25,784,189

Adjustments for non-cash items:

Add: Depreciation	23,949,182	11,314,104
Add: provision for leases, loans, advances & investment	2,508,117	66,894,470
Add: provision for taxation	3,785,519	13,525,818
Add/(Less): Accrued expenses	1,289,784,823	352,253,463
Add/(Less): Accrued income	(34,751,393)	27,851,110
Less: Gain on sale of fixed assets	225,178	(1,555,251)
	1,285,501,426	470,283,714

Changes in operating assets and liabilities

(Increase)/Decrease in leases, loans and advances	(1,280,659,804)	(2,386,585,163)
(Increase)/Decrease in other assets	(93,655)	3,474,451
Increase/(Decrease) in short term borrowings	(232,187,717)	(243,027,386)
Increase/(Decrease) in term & other deposits	94,153,237	615,643,729
Payment of corporate tax	(4,220,596)	(8,812,580)
Increase/(Decrease) in other liabilities	16,135,583	(6,657,289)
Increase/(Decrease) in interest suspense	1,287,045,125	173,444,776
	(119,827,827)	(1,852,519,462)
	(17,878,058)	(1,356,451,559)

FAS Finance & Investment Limited
Reconciliation of Net Profit with Cash Flows from Operating Activities (Consolidated)

Amount in Taka	
Un-audited	Un-audited
30-Sep-2020	30-Sep-2019

Net profit after tax (1,275,996,764) 22,850,556

Adjustments for non-cash items:

Add: Depreciation	26,011,930	13,397,700
Add: provision for leases, loans, advances & investment	(4,117,360)	62,405,872
Add: provision for taxation	4,606,162	14,325,783
Add/(Less): Accrued expenses	1,297,539,794	294,272,800
Add/(Less): Accrued income	(34,749,253)	50,632,987
Less: Gain on sale of fixed assets	225,178	(1,555,251)
	1,289,516,451	433,479,891

Changes in operating assets and liabilities

(Increase)/Decrease in leases, loans and advances	(1,309,829,293)	(2,366,757,247)
(Increase)/Decrease in other assets	2,140,979	3,641,617
Increase/(Decrease) in short term borrowings	(232,187,717)	(273,027,386)
Increase/(Decrease) in term & other deposits	135,153,237	610,643,729
Payment of corporate tax	(5,041,239)	(10,070,680)
Increase/(Decrease) in other liabilities	18,396,521	(7,138,303)
Increase/(Decrease) in interest suspense	1,374,277,449	173,444,776
	(17,090,063)	(1,869,263,494)
	(3,570,376)	(1,412,933,047)

